

The first 20 hits
Piano, voice and guitar arrangements
of all the tracks from the album

erasure

pop!

20
hits

pop! - the first twenty hits.

- Who Needs Love (Like That) 3
Heavenly Action 6
Oh L'Amour 8
Sometimes 11
It Doesn't Have To Be 14
Victim Of Love 18
The Circus 21
Ship Of Fools 32
Chains Of Love 24
A Little Respect 28
Stop! 35
Drama! 38
You Surround Me 42
Blue Savannah 46
Star 50
Chorus 54
Love To Hate You 58
Am I Right? 62
Breath Of Life 66
Take A Chance On Me 70

Exclusive Distributors:

Music Sales Limited
8/9 Frith Street, London W1V 5TZ
England

Music Sales Pty Limited
120 Rothschild Avenue, Rosebery
NSW 2018, Australia

Order No. AMB1093
ISBN 0-7119-3369-8
This book © Copyright 1993 by
Wise Publications

Unauthorized reproduction
of any part of this publication by
any means including photocopying
is an infringement of copyright

Book design by Michael Bell Design
New music arrangements &
processing by Mozart

Your Guarantee of Quality:

As publishers, we strive
to produce every book to the
highest commercial standards

The music has been freshly
engraved and the book has been
carefully designed to minimise
awkward page turns and to make
playing from it a real pleasure

Particular care has been given
to specifying acid-free, neutral-
ized paper which has not been
chlorine bleached but produced with
special regard for the environment
Throughout, the printing and binding
have been planned to ensure a
sturdy, attractive publication which
should give years of enjoyment

If your copy fails to meet our
high standards, please inform us and
we will gladly replace it

Music Sales' complete catalogue
lists thousands of titles and is free
from your local music shop, or
direct from Music Sales Limited
Please send a cheque/postal order
for £1.50 for postage to:
Music Sales Limited, Newmarket Road,
Bury St. Edmunds, Suffolk IP33 3YB

Printed in the United Kingdom by
J.B. Offset Printers (Marks Tey) Limited
Marks Tey, Essex

Who Needs Love (Like That)

Words & Music by Vince Clark

A A E G G A A C G E A G I A C F A

Who needs love like that. _____)

Am

There's some-thing go-ing on, some-thing not quite right, there's

Am

some-thing strange hap-pen-ing to me. There's some-one at the door, hear voic-

/G D Am

es in my head, it seems things aren't the way they ought to be.

D

/G

Who needs love... like that,

who needs love... like that...

E

D

C

1. D

2. D

Am

Love can turn you up - side down... and

F

C




D


F To Coda

leave you... cold, it's plain to see you're los - ing all con - trol.



Am


1. D

2.   



Who needs love... like that

  *D.S. al Coda*



who needs love... like that. V. 3. I'd

 *CODA*



Who needs love... like that.



Who needs love... like that.

 *Repeat ad lib. to fade*



that... Who needs love... like

VERSE 2: It seemed so clear before, I held my point of view
 I kept my conversation, never changed
 And now it's all gone wrong, and words are kind of hard
 Nothing else around me looks the same

VERSE 3: I'd like to understand, I'd like to find out why
 I can't remember all the lines I should say
 But then I see her face and nothing really counts
 Don't tell me now this feeling will stay.

Heavenly Action

Words & Music by Vince Clarke & Andy Bell

Chorus

D G A D Bmin A

An-gel made in heav - en all I want is your love give me some of that ac-tion re-ac - tion—

D G A D G

An-gel made in heav - en all I want is your love give me some of that ac-tion—

Verse

Bmin A G

Found out I was stand - ing in your fir - ing line— you

E G A Bmin A

made your mark your ar-row went through— me cut a real im - pres - sion on this

Middle

G E A Bmin

heart of mine— I'm lov-ing what is hap-pen-ing to— me— (to— me—) Be my lov-er

G E G A Bmin

I don't want an-oth - er— my An-gel from hea - ven— Be my lov-er—

G E A

I don't want an - oth - er— My an - gel from heav - en

To 3rd chorus, verse
Repeat chorus to fade

VERSE 2:

Arrow through my heart
 Yeah we were meant to be
 I knew it was my name you were calling
 Celebration now you're standing next to me
 Show me love emotion I'm falling

Oh L'Amour

Words & Music by Vince Clarke & Andy Bell

Medium slow

Oh l'a - mour broke my heart

and now I'm ach - ing for you mon a - mour

what's a boy in love sup - posed to do?

what's a boy in love sup - posed to do?

accelerando

F

Look - ing for you, you were look - ing for me;

E

al - ways reach - ing for you, you were too blind to see.

E

Oh love of my heart, why leave me a - lone?

B

I'm fall - ing a - part, no good on my own.

B

Oh Pa - mour broke my heart

and now I'm ach-ing for you mon a - mour

what's a boy in love sup - posed to do?

1. 2.

3. B D# to fade

(2.) Why throw it a - way,
 (3.) No e - mo - tion - al ties. Oh I'a - mour

Solo: B A E B A C#M

VERSE 2:

Why throw it away, why walk out on me?
 I just live for the day, for the way it should be.
 There once was a time, had you here by my side,
 You said I wasn't your kind, only here for the ride.

VERSE 3:

No emotional ties you don't remember my name,
 I lay down and die, I'm only to blame.
 Oh love of my heart, it's up to you how,
 You tore me apart, I hurt inside out.

Words & Music by Vince Clarke & Andy Bell

G F C

It's not the way— you lead— me by the hand in - to the bed - room. (Ah —

G F C



) it's

G F C




not the way— you throw— your clothes up - on the bath - room floor (Ah —

G F C



)

Am  Dm 

Been think - ing a - bout — you. I just could - n't wait — to see. —

B \flat  F  Gsus4 



fling my arms a - round — you as we fall in ec - sta - sy. —

1. 2.  CHORUS 

Ooh — some - times, the

A \flat  B \flat 

truth is hard - er than the pain in - side. Yeah —

C  G 

ooh — some - times —

B \flat F

it's the bro - ken heart that de - cides. (2.) It's

3. C G

(.)

A \flat B \flat

(Ah _____)

D.S. Chorus repeat to FADE

VERSE 2:

It's not the way that you caress me
 Toy with my affection
 It's not my sense of emptiness
 You fill with your desire.

Climb in bed beside me
 We can lock the world outside
 Touch me satisfy me
 Warm your body next to mine.

Ooh sometimes
 The truth is harder than the pain inside
 Ooh sometimes
 It's the broken heart that decides.

VERSE 3:

INSTRUMENTAL

It Doesn't Have To Be

Words & Music by Vince Clarke & Andy Bell

ad lib.

You are on one side and

I am on the other, are we divided?

a tempo
To Coda

You are on one side, and

I am on the other, are we divided?

Bb

F

Why can't we live to - geth - er.

G

There are no rights, this

F

Dm

is - n't your de - ci - sion, we need to talk of chang - ing things but

F

Gsus4

no one wants to lis - ten.

C

It does - n't have to be like that,

Dm7 F G
 (one a-against one) it does - n't have to be like that...


C Dm7 F
 (one a-against one) it does - n't have to be

1. G Am
 — like that. — (2.) A

2. G 3. G
 — like that. — — like that. —


C Dm7 F
 (one a-against one) It does - n't have to be

G





D.S. al Coda



— like that. —




Coda



C

Bb



C

VERSE 2:

A heart on the inside
 The same as any other
 Are we divided?
 Someone always has to suffer.

We are broken
 There's no one left to change it
 Is that the way it has to be?
 Why can't we rearrange it?

VERSE 3:

What is the secret
 In calling me a brother?
 Are we divided?
 Always one against the other.

We are strong now
 Put down the ammunition
 For what we know is right
 Is gonna break down this division.

Victim Of Love

Words & Music by Vince Clarke & Andy Bell

Ano3

Musical notation for the first system, featuring a treble clef, a key signature of two sharps (F# and C#), and a common time signature (C). The melody consists of eighth notes in the right hand and rests in the left hand. A guitar chord diagram for 'Ano3' is shown above the staff.

Dno3

Musical notation for the second system, featuring a treble clef, a key signature of two sharps (F# and C#), and a common time signature (C). The melody continues with eighth notes in the right hand and rests in the left hand. A guitar chord diagram for 'Dno3' is shown above the staff. The lyrics "I don't" are written below the staff.



CHORUS

A


Musical notation for the third system, featuring a treble clef, a key signature of two sharps (F# and C#), and a common time signature (C). The melody continues with eighth notes in the right hand and rests in the left hand. A guitar chord diagram for 'A' is shown above the staff. The lyrics "wan-na look like some kind of fool, I don't" are written below the staff.




D

Musical notation for the fourth system, featuring a treble clef, a key signature of two sharps (F# and C#), and a common time signature (C). The melody continues with eighth notes in the right hand and rests in the left hand. A guitar chord diagram for 'D' is shown above the staff. The lyrics "wan-na break my heart ov - er you, I'm" are written below the staff.


B  


build - ing a wall — ev - 'ry day it's get - ting high - er, this




F#m  D  A 



time I won't end up an - oth - er vic - tim of love. —




A 



You say that I could show some e - mo -




D  A 

tion, that I've been keep - ing se - crets from you. —



D  B 

but I can see through all your sweet —



E

A/C#

talk and all of your af - fec - tion un - true.

D

A

I'm gon - na find you out — if I scream

B

D

— and I shout, — you won't break — down my — pro - tec -

E

D.S. Repeat Chorus to Fade

tion. I — don't

VERSE 2:

I'm gonna lock up what I'm feeling inside
 Ain't no way you can break down the door
 'Cause this time I've learned my lesson
 You can take this declaration of war
 Step right back, put on your coat and your hat
 Gonna avoid all complication.

Words & Music by Vince Clarke & Andy Be

Am (3^o Instr.)

Call it new tech - no - lo - gy — and they use it to burn —

F G Am

— and they show no con - cern. — Work for their pros - per - i - ty —

F Dm7 G





while the big wheels turn — now it's too late to learn.

C (Vocal 3^o) F C

Don't up - set the teach - er — though we know he lied — to you.

F  Dm  



Don't up - set the preach-er he's gon-na close his eyes.

G  F  Dm  E 




for you. And it's a

F  G/F 

shame that you're so a - fraid just a

Am  Em 

work - er wait - ing in the pour - ing rain.

F  G  Am 

Put - ting back the pie - ces of a bro - ken dream.

Put - ting back the pie - ces of a bro - ken

dream.

*D.C. al Coda
To Coda*

⊕ CODA

Put - ting back the pie - ces of a bro - ken dream.

to Fade

VERSE 2:

Father worked in industry
 Now the work has moved on
 And the factories gone.
 See them sell your history
 Where once you were strong
 And you used to belong.

There was once a future for a working man
 There was once a lifetime for a skilful hand,
 Yesterday.

And it's a shame . . .

VERSE 3: Instrumental 8 bars.

There was once a future for a working man
 There was once a lifetime for a skilful hand,
 Yesterday.

And it's a shame . . .

Chains Of Love

Words & Music by Vince Clarke & Andy Bell

How can I ex - plain — when there are few — words I can choose —

Chords: C, Gmin 3fr, C, Gmin 3fr

How can I ex - plain — when words get bro - ken —


Chords: C, Gmin 3fr, C, F

Do you re -

Chords: C, Gmin 3fr, C, Gmin 3fr



mem - ber there was — a time — ah ha ha — when peo - ple on -

Chords: C, Gmin 3fr, C


F  Fmin 


— the street — were walk - ing hand — in hand — in love —




Gmin 3fr.  C 




they used to talk — a - bout the wea - ther mak -




Gmin 3fr.  Fmin 




— ing plans to - gether — days — would last for - ev - er — come




C  Amin  Bb 

— to me, co - ver me, hold — me to - gether — we'll break — these chains — of love.



F  C  Ab 4fr. 

— Don't give up — Don't give up — To -



B \flat F C

geth - er with me — and my ba - by break the chains of love —

Gmin C Gmin C

Caug F Fmin

To - geth - er we'll break — these chains of Love —

C Gmin F

C Gmin C

Love can I ex - plain — when there are few — words — I can choose

Gmin 3fr. C Gmin 3fr.

when words get

C F

bro - ken

we used to talk

D.S. Repeat chorus to fade

VERSE 2:

Do you remember once upon a time
 Ah ha ha
 When there were open doors, an invitation to the world
 We were falling in and out with lovers,
 Looking out for others.
 Our sisters and our brothers

A Little Respect

Words & Music by Vince Clarke & Andy Bell

C Csus4 C Csus4

The first system of music features a piano accompaniment in the left hand and a guitar part in the right hand. The guitar part consists of a series of chords: C, Csus4, C, and Csus4. The piano accompaniment is a simple bass line with some chords. The time signature is common time (C).

C Csus4 C Csus4 C Csus4

The second system of music includes the lyrics "I try to dis - cov - er". The guitar part continues with the sequence of chords: C, Csus4, C, Csus4, C, and Csus4. The piano accompaniment provides a steady bass line.

C Csus4 G Gsus4 G Gsus4

The third system of music includes the lyrics "a lit - tle some - thing to make me sweet - er oh ba - by re - frain -". The guitar part continues with the sequence of chords: C, Csus4, G, Gsus4, G, and Gsus4. The piano accompaniment continues with a steady bass line.

E Esus4 F Fsus4

The fourth system of music includes the lyrics "from break - ing my heart...". The guitar part continues with the sequence of chords: E, Esus4, F, and Fsus4. The piano accompaniment continues with a steady bass line.

F Fsus4 C Csus4 C Csus4

I'm so in love with you, I'll be for - ev -

G Gsus4 G Gsus4 F

er blue. That you give me no rea-son, why you make me

Amin Gsus4 G

work so hard, that you gim - me no, that you gim - me no,

C/G G C Csus4

that you gim - me no, that you gim - me no soul,

C Csus4 Amin7

I hear you call - ing, oh ba - by please -

F

give a lit - tle res -

To Coda

pect — to me.

And if I should falt -

2

I'm so in love

D.S. al Coda

Coda C Csus4 C Csus4 C Csus4

C Csus4 C Csus4 C Csus4 *Repeat to fade*

The Coda section consists of two systems of musical notation. Each system includes guitar chord diagrams for C and Csus4 chords above the staff. The first system shows a piano accompaniment with a treble clef staff containing chords and a bass clef staff with a simple bass line. The second system follows a similar pattern but includes repeat signs and ends with the instruction 'Repeat to fade'.

Verse 2:

And if I should falter, would you open your arms out to me?
 We can make love not war, and live at peace with our hearts.
 I'm so in love with you, I'll be forever blue.
 What religion or reason could drive a man to forsake his lover?
 Don't you tell me no, don't you tell me no,
 Don't you tell me no, don't you tell me no soul,
 I hear you calling, oh baby please
 Give a little respect to me.

VERSE 3:

That you give me no reason
 You know you make me work so hard
 That you gimme no, that you gimme no,
 That you gimme no, that you gimme no soul
 I hear you calling
 Oh baby please
 Give a little respect to me


Ship Of Fools

Words & Music by Vince Clarke & Andy Bell

No chord




C A C A



can't be - lieve what is hap - pen - ing to me, my head is

F Maj7 C A



spin - ning — The flow - ers and the trees are en - cap -

C A FMaj7

— su - la - ting me and I go spin - ning — He was the

Dmin7 G

ba - by of the class, you know, he real - ly didn't know — that one and one —

Amin Dmin7

— was two and two and two — were four. He was the ba - by of the class you know, he

G F G

real - ly did - n't know that, real - ly did - n't know that oh what a fool — so. —

Amin G E F

Ooh do we not sail on the ship of fools Ooh

A G Emin

Ooh why is life so pre - cious and so cruel?

1,2 F 3 F

(I) (Ooh)

D.S. Repeat chorus to fade

VERSE 2:

I close my eyes and I try to imagine what
 you're dreaming
 Why can't you see what you're doing to me?
 My world is spinning
 You were the baby of the class, you know,
 You were so young and so uncertain
 Suffer little children
 Oh what a fool so.

VERSE 3/CHORUS:

He was the baby of the class, you know,
 He really didn't know
 That one and one was two
 And two and two were four
 He was the baby of the class
 He was so young and so uncertain
 Suffer little children
 Oh what a fool so.

Words & Music by Vince Clarke & Andy B

We'll be to - geth - er a - gain,

I've been wait - ing for a long time; we're gon - na be, we're gon - na be to -

geth - er a - gain, I've been con - nec - ted to the

right line. We'll be to - geth - er and no - bo - dy ain't

D

nev - er gon - na dis - con - nect us or ev - er se - pa - rate us,

CHORUS

A

or say to us you've got - ta stop! Stand

G D

— there where you are be - fore you go too far be - fore,

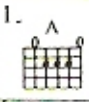
E A


— you make a fool out of love. Stop! Don't jump

G D E

— be - fore you look, get hung up on a hook, be - fore you make a fool out of love.


To Coda

1. 



2. 



We'll be to -




D. al Coda
(Repeat Chorus)

We'll be to -



 CODA 

Stop!



Drama!


Words & Music by Vince Clarke & Andy Bell


Chord Diagrams:

- Dsus4: $\begin{array}{|c|c|c|c|c|c|} \hline \text{---} & \text{---} & \text{---} & \text{---} & \text{---} & \text{---} \\ \hline & & & & & \\ \hline & & & & & \\ \hline & & & & & \\ \hline & & & & & \\ \hline & & & & & \\ \hline \end{array}$
- Dmin: $\begin{array}{|c|c|c|c|c|c|} \hline \text{---} & \text{---} & \text{---} & \text{---} & \text{---} & \text{---} \\ \hline & & & & & \\ \hline & & & & & \\ \hline & & & & & \\ \hline & & & & & \\ \hline & & & & & \\ \hline \end{array}$
- D: $\begin{array}{|c|c|c|c|c|c|} \hline \text{---} & \text{---} & \text{---} & \text{---} & \text{---} & \text{---} \\ \hline & & & & & \\ \hline & & & & & \\ \hline & & & & & \\ \hline & & & & & \\ \hline & & & & & \\ \hline \end{array}$
- G: $\begin{array}{|c|c|c|c|c|c|} \hline \text{---} & \text{---} & \text{---} & \text{---} & \text{---} & \text{---} \\ \hline & & & & & \\ \hline & & & & & \\ \hline & & & & & \\ \hline & & & & & \\ \hline & & & & & \\ \hline \end{array}$
- Emin: $\begin{array}{|c|c|c|c|c|c|} \hline \text{---} & \text{---} & \text{---} & \text{---} & \text{---} & \text{---} \\ \hline & & & & & \\ \hline & & & & & \\ \hline & & & & & \\ \hline & & & & & \\ \hline & & & & & \\ \hline \end{array}$
- A: $\begin{array}{|c|c|c|c|c|c|} \hline \text{---} & \text{---} & \text{---} & \text{---} & \text{---} & \text{---} \\ \hline & & & & & \\ \hline & & & & & \\ \hline & & & & & \\ \hline & & & & & \\ \hline & & & & & \\ \hline \end{array}$


Lyrics:


One rule — for — us — for you — an — oth — er — Do un — to —
— your — self — as you see fit for your bro — ther — Is that not with — in —
— your realm of un — der — stand — ing? — A fif — ty se — cond ca —

A  D7 








pa - ci - ty — of mind — too de - man - ding? Well then Poor un - for -

C 








— tu - nate you there are — a my - ri - ad — of things — that you — can do, — like

A  D  A  D 



pick up a pen and pa - per — or go and talk — to a friend — The

A  D  A  D 



his - to - ry of the fu - ture No vi - o - lence — or re - venge — Your shame is

D7  G 



ne - ver — end - ing — just one

G D

psy - cho - lo - gi - cal dra - ma af - ter an oth - er _____ You are guil - ty _____ to

G A

how you ev - er en - tered in - to this life God on - ly knows _____ The

D To Coda

in - fi - nite com - plex - i - ties of love _____ We all _____ have the a - bi - li - ty -

G C

Our free - dom's fra - gile, We all laugh and we cry, don't we?

G A D7 D

We all bleed and we smile _____ Your shame is

2

D.S. al Coda

Your shame is

Coda

We are guilty to how you ever entered in to this

life God on-ly knows we're not to sacrifice the art of love we are guilty



3

love

You Surround Me

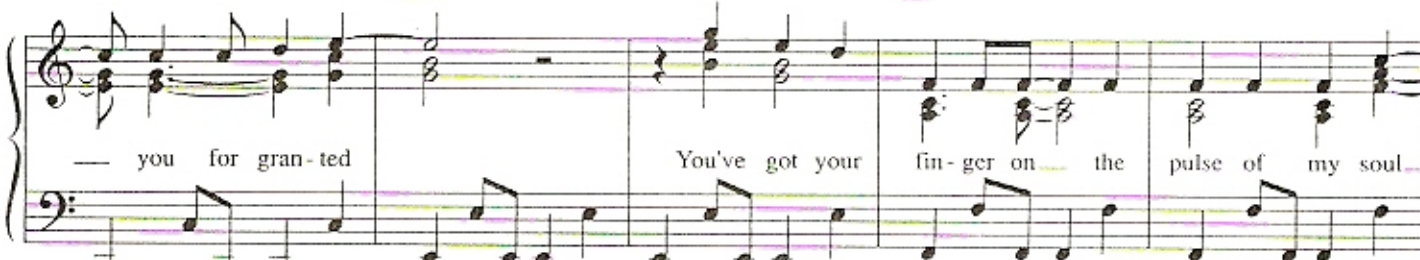


Words & Music by Vince Clarke & Andy Bell

C





Don't ev - er let me take...

E min F







— you for gran - ted You've got your fin - ger on the pulse of my soul...

G





Let me place a kiss in the small of your back...


C F G



Love and pro - tect you from the e - vils of this world Oh...

C  Emin 



Ba - by, don't — ev - er leave me strand - ed — Who ev - er said —




F  G 




— that the streets were paved with gold? — Well, I'm af-raid — that we're all sad -




C  F 



ly mis - ta - ken — There's no - thing here — 'til you have some - one to




G  Amin7  F 

hold Mmm. — I love you with — all the joy of liv - ing 'til the



G7  C 

lights go down — on New — York Ci - ty It's a spe - cial love — af - fair — and there's



S

E F Maj7 G

ma-gic in the air

C CaddF# Csus4

You got-ta shake me down bring me 'round to my senses

C CaddF# Csus4






Til I'm lost and found and you sur-round me with your sen - ses


C

If

CaddF# F/C C

Let me take you by the hand and we can go and find a brave new world

 Fsus4  F  Fmin/C  C  CaddF#








Star-light, star-light Let me take you by the hand and

 F/C  C







lead you to a safe place In this world safe place safe place

 C  CaddF#  F/C  C



You got-ta shake me down bring me 'round to my senses Un-til I'm lost.

 CaddF#  F/C  C *Repeat to fade*



and found and you surround me with your senses You got-ta

Verse 2:

If love wasn't good would we re-invent it?
 Oh take me down to the very root of my soul
 Oh baby say it as if you really mean it
 And feel the passion work its way up through your skin

Blue Savannah

Words & Music by Vince Clarke & Andy Bell

G A D

Blue

G A D

Blue Sa - van - nah song ha - Blue

G A D

Sa - van - nah song, Some - where cross the

G A D G

de - sert, some - time in the ear - ly hou - rs In a rest - less world

Star- light, star - light Let me take you by the hand and

lead you to a safe place In this world safe place safe place

You got- ta shake me down bring me 'round to my sen - ses Un- til I'm lost.

and found and you sur - round me with your sen - ses You got - ta

Repeat to fade

Verse 2:

If love wasn't good would we re-invent it?
 Oh take me down to the very root of my soul
 Oh baby say it as if you really mean it
 And feel the passion work its way up through your skin

Blue Savannah

Words & Music by Vince Clarke & Andy Bell

G A D

Blue

G A D

Blue Sa - van - nah song ha Blue

G A D

Sa - van - nah song. Some - where cross the

G A D G

de - sert, some time in the ear - ly hou - rs In a rest - less world

A D GMaj7

on the o-pen high-way. My home is where the

A Bmin Gmin

heart is, sweet to sur-render to you on ly

1 A G A

I send my love to you.

D G A D

2.3

Gmin



A



D



I send my love to you. I'm on my way back and your love.

C



G



D



G



will bring me home I'm tra-vel-ling fast and your love.

D



C



will bring me home Will I dis - co - ver that your love.

G



C



will bring me home? Will I dis - co - ver that your love.

G

— will bring — me home?

A D G A

D

D.S. Repeat chorus to fade

Some-where 'cross the

Verse 2:
 Sometime in the early hours
 To the orange side through the clouds and thunder
 I send my love to you
 Racing 'cross the desert
 At a hundred miles an hour
 To the orange side through the clouds and thunder

Words & Music by Vince Clarke & Andy Bell

C G C F G C G

This system contains the first seven measures of the piece. Above the staff are guitar chord diagrams for C, G, C, F, G, C, and G. The piano accompaniment is written in treble and bass clefs with a common time signature. The melody in the treble clef consists of eighth and quarter notes, while the bass clef provides a steady accompaniment of eighth notes.

C G C G

This system contains measures 8-11. It includes guitar chord diagrams for C, G, C, and G. The lyrics are: "We go wai-ting for the Stars to come show-er-ing". The melody features a triplet of eighth notes in measure 10. A repeat sign is present at the start of measure 9.

C G C G

This system contains measures 12-15. It includes guitar chord diagrams for C, G, C, and G. The lyrics are: "down from Mos-cow to Mars U-ni-verse fall-ing". The melody continues with triplet eighth notes in measures 12 and 14.

C 1 G 2 G C

This system contains measures 16-19. It includes guitar chord diagrams for C, G, G, and C. The lyrics are: "down We go wait-ing for the You got to look real hard-". The melody features a triplet of eighth notes in measure 16. The system ends with a double bar line.

G G7 C

— there's a fie - ry star — hid - den out there some - where Not the sat - el - lite of love -

G G7 C G

— but a la - ser shoot - ing out its shi - ny tongue — there God is love God is war T. V.

C G C

prea - cher tell me more You're the ge - nie, am I pure? Pure — as pure as hea - ven Sent you

G C G

mo - ney, sent you flowers, could have wor - shipped you for hou - rs, in whose hands are we a - ny - way?.

C G C G7 C

go wait- ing for the Stars Yee - ha

G C G C F G

Roll-

C Bb F G C

ing a- long through a rose co- loured glow, the ci- ty looks pret- ty in pink

G C G

Ar- ma- ged- don is here Did you ev - er have a lo- ver leave you for an- oth- er And

G C C G

take your love and kis-ses for gran - ted? — Ne - ver to dis-co-ver War — is not the an-swer Leave.

G C G C

— you lone-ly dis-en-chan - ted. — God is love God is war T. V. prea-cher tell me more You're the

G C G

ge-nie, am I pure? Pure — as pure as hea-ven Sent you mo-ney, sent you flowers, could have

C G C G

wor-shipped you for hou-rs, in whose hands are we a-ny-way? — Go wai-ting for the

*D.S.
Repeat chorus to fade*

VERSE 2:

You got to look real hard, is it in your heart?
 Yeah, it's in there somewhere.
 The power wrapped in your palm - show it to me.
 Hit them with your warmth and thunder.
 What's your pleasure? Tell it to me.
 How did you look?
 Show your beauty -
 In you somewhere, somewhere in me
 Pure as pure in heaven.

Chorus

Words & Music by Vince Clarke & Andy Bell

First system of musical notation for the chorus. It consists of a treble clef and a bass clef. The treble staff contains a continuous eighth-note accompaniment. Above the treble staff, three guitar chord diagrams are shown for G, F, and C. The bass staff contains a simple bass line with a few notes.

Second system of musical notation. It continues the treble and bass staves from the first system. The treble staff has a G, F, and C chord diagram above it. The lyrics "Go a-head with your dream -" are written below the treble staff.

Third system of musical notation. It continues the treble and bass staves. The treble staff has G, F, and C chord diagrams above it. The lyrics "ing for what it's worth or you'll be stricken bound kick-ing up dirt" are written below the treble staff.

Fourth system of musical notation. It continues the treble and bass staves. The treble staff has G, F, and C chord diagrams above it. The lyrics "For when it's dark you never know what the night it may bring. Go a-head with your schem-" are written below the treble staff.

in' and shop at home, you'll find treasure while cook-in' up bones. But the knife is sharp..

G F C

— you'd bet-ter— watch— that you don't— cut your hands. And they

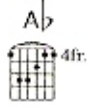
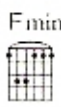
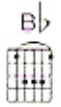
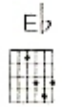
G F C

co-vered up— the sun— un - til— the— birds had flown— a-way— and the

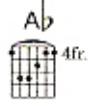


Ab 4fr Fmin Bb Eb

fish-es in— the sea— had gone to sleep. And they


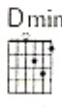
Ab 4fr Fmin Bb

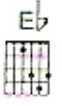

co-vered up — the sun — un - til the — birds had flown — a-way — and the

fish-es in — the sea — had gone — to sleep.

Ho - ly Mo - ses, our hearts are scream - ing souls are lift - ing, on - ly dream - ing,

we'll be wait - ing, some are pray - ing for a time when no one's cheat - ing

G C

G F C G F

sun-light — ris - ing ov — er — the ho - ri - zen, — just a dis-

C G F C G

— tant me - mo - ry, — the dawn cho - rus — birds sing - ing —

F C G F C

bells ring - ing — in our hearts in our minds. And they


D.S Repeat Chorus to fade

Love To Hate You

Words & Music by Vince Clarke & Andy Bell




Piano introduction in F# major, 4/4 time. The right hand is silent, and the left hand plays a steady eighth-note bass line.



First vocal line with guitar chords and piano accompaniment. The guitar chords are F# (first measure), B (second measure), and F# (third measure). The lyrics are "Woah", "woah", and "woah".



Second vocal line with guitar chords and piano accompaniment. The guitar chords are B (first measure), F# (second measure), and B (third measure). The lyrics are "woah", "woah", and "woah".



Third vocal line with guitar chords and piano accompaniment. The guitar chords are C# (first measure, 4fr.) and B (second measure). The lyrics are "I'm".

F# Bmin E7 A

crazy flow - ing ov - er with i - deas, A thou - sand ways to woo a lov - er so sin - cere

D Bmin7

Love and hate — what a beau - ti - ful com - bi - na - tion —

4th verse only C# 4fr. C# 4fr. 1, 3 F#



(Sen - ding shiv - ers make me quiv - er) Sen - ding shiv - ers up and down my spine —

E 2, 4 F# Bmin7


For — spine And — the lov - ers that you sent for —

E A D

me, Did - n't come with an - y sat - is - fac - tion guar - an - tee — So I re - turn —

Bmin7  E 

8 — them to the sen - der and a note at - tached will read:






C#  4fr.


To Coda 




How I love to hate— you I love to hate— you I love to hate— you







F#  Bmin7  E7 

I love— to hate— you—




A  D  Bmin7 



C#  4fr. F#  E 

D.S. al Coda
 (with repeat)

Oh ————— you



Coda Φ

The Coda section consists of three systems of music. Each system includes a piano accompaniment with a treble and bass clef, and guitar chord diagrams. The lyrics are written below the piano part.

System 1: The piano part features a treble clef with a 6/8 time signature. The bass clef part has a steady eighth-note accompaniment. The lyrics are "I love to hate— you" repeated twice. Chord diagrams for F# (F#m), Bmin7, E7, and A are provided below the piano part.

System 2: The piano part continues with the lyrics "I love to hate— you—". The bass clef part continues with eighth notes. Chord diagrams for D, Bmin7, C# (C#m), and F# (F#m) are provided below the piano part.

System 3: The piano part concludes with a final chord. The bass clef part continues with eighth notes. Chord diagrams for D, Bmin7, C# (C#m), and F# (F#m) are provided below the piano part.

VERSE 2:

For every Casanova that appears
 My sense of hesitation disappears
 Love and hate what a beautiful combination
 Sending shivers up and down my spine

VERSE 3:

Oh you really still expect me to believe
 Every single letter I receive
 Sorry you, what a shameful situation
 Sending shivers up and down my spine

VERSE 4:

Ooh, I like to read a murder mystery
 I like to know the killer isn't me
 Love and hate what a beautiful combination
 Sending shivers make me quiver
 Feel it sliver up and down my spine

Am I Right?


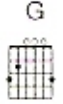
Words & Music by Vince Clarke & Andy Bell

Musical notation for the first system of the song. It consists of a grand staff with a treble clef and a bass clef. The key signature has two sharps (F# and C#), and the time signature is common time (C). The melody in the treble clef is a sequence of eighth notes: G4, A4, B4, C5, B4, A4, G4, F#4, E4, D4. The bass clef contains a single bass note, G2. Above the staff, four guitar chord diagrams are shown: Bmin, G, Bmin, and G.



Musical notation for the second system. It begins with a double bar line and a segno symbol (S). The key signature and time signature remain the same. The melody in the treble clef is: G4, A4, B4, C5, B4, A4, G4, F#4, E4, D4, C4. The bass clef contains a sequence of eighth notes: G2, A2, B2, C3, D3, E3, F#3, G3, A3, B3, C4. The lyrics "Wan - der - ing through the back roads and the" are written below the treble clef. Above the staff, two guitar chord diagrams are shown: Bmin and G. The instruction "(Instr. on segno)" is written below the treble clef.

Musical notation for the third system. The melody in the treble clef is: D4, E4, F#4, G4, A4, B4, C5, B4, A4, G4, F#4, E4, D4. The bass clef contains a sequence of eighth notes: G2, A2, B2, C3, D3, E3, F#3, G3, A3, B3, C4. The lyrics "rain comes rush - ing down to re - solve" are written below the treble clef. Above the staff, two guitar chord diagrams are shown: D and F#min.



Musical notation for the fourth system. The melody in the treble clef is: G4, A4, B4, C5, B4, A4, G4, F#4, E4, D4, C4. The bass clef contains a sequence of eighth notes: G2, A2, B2, C3, D3, E3, F#3, G3, A3, B3, C4. The lyrics "your love for this man" are written below the treble clef. Above the staff, two guitar chord diagrams are shown: G and A.

F#min  G  (Vocal on segno)

in his twen - ties Am I right.

D  A 


Am I wrong, Or am I just dream -

G  1 D 

ing

2 D  A  (Repeat on segno)

Look at all the lone - ly peo - ple walk - ing

D 

miles a - round the town, I can see the old cath - e - dral but I

E

have to play it down Boats a - long the riv - er

A

2nd time D.S. al Coda

set - ting up their sails and life car - ries on as nor - mal Al - though you're not a - round

Coda

no chord

Bmin

Wan - der - ing through the back

G D F#min G

— roads and the rain comes rush - ing down to re - solve your love

A F#min G

for this man in his twen - ties Am I right, Am I wrong -

A G D

Or am I just dream - ing

no chord *Repeat to fade*

VERSE 2:

Climbing up the back stairs,
 There's a chill wind in the air,
 I wrap up from the cold,
 Pull the blinds in the window.
 Who was here?
 Was it you?
 Or am I just dreaming?
 Waiting at the bus stop, laughing off the rain,
 Shaking their umbrellas, till it starts again.
 Flowers in the water floating off

Breath Of Life

Words & Music by Vince Clarke & Andy Bell

E \flat min B \flat min D \flat A \flat

4fr. 4fr.

E \flat min B \flat min D \flat

4fr. 4fr.

Nev-er had a point of view 'cause my mind was al-ways some-

A \flat E \flat min B \flat min

4fr.

one el-se's mind.

D \flat A \flat E \flat min

4fr. 4fr.

I nev-er had to tell-

B \flat min D \flat A \flat

a lie 'cause I left the choic - es up to them Don't know why

E \flat min B \flat min D \flat

but I did.

A \flat E \flat min B \flat min D \flat

Oh I want life. Life wants me to breathe

B(C \flat) E \flat min

in its love. Take me - I'm yours

B(C \flat) D \flat B \flat min

now I'm com - ing up for air. I'm gon - na

B(C \flat) D \flat 4fr. B \flat min B(C \flat)

live my time for the rest of my life. Then I'll be

D E \flat min 1 E \flat min

com - ing back for more

B \flat min D \flat 4fr. A \flat 4fr. To Coda

ooh ooh ooh ooh ooh

2 E \flat min B(C \flat)

Ooh ooh

E \flat min B(C \flat)

E \flat min
B \flat min
D \flat
A \flat
D.S. al Coda

Coda $\text{\textcircled{O}}$

E \flat min
B \flat min
D \flat
A \flat

Repeat ad.lib. to fade

VERSE 2:

I never had to call the tune
 'Cause I always drifted with the tide of the moon.
 I would go out ev'ry night
 Lookin' for someone to treat me right,
 Not a chance, not a hope
 In this world

Take A Chance On Me

Words & Music by Benny Andersson & Bjorn Ulvaeus

C

If you change your mind — I'm the first in line — Ho-ney I'm still free—

This system contains the first line of music. It features a treble clef with a common time signature (C). The melody is written on a single staff. A guitar chord diagram for C major is shown above the staff. The lyrics are: "If you change your mind — I'm the first in line — Ho-ney I'm still free—".

G

— Take a chance on me — If you need me let — me know and I'll be a - round.

This system contains the second line of music. It features a treble clef with a common time signature (C). The melody continues on a single staff. A guitar chord diagram for G major is shown above the staff. The lyrics are: "— Take a chance on me — If you need me let — me know and I'll be a - round."

C

— If you got no place — to go when you're fee-ling down — If you're

This system contains the third line of music. It features a treble clef with a common time signature (C). The melody continues on a single staff. A guitar chord diagram for C major is shown above the staff. The lyrics are: "— If you got no place — to go when you're fee-ling down — If you're"

all a - lone — When the pret-ty birds — have flown Ho-ney I'm still free — Take a

This system contains the fourth line of music. It features a treble clef with a common time signature (C). The melody continues on a single staff. The lyrics are: "all a - lone — When the pret-ty birds — have flown Ho-ney I'm still free — Take a"



chance on me— Gon - na do my ve - ry best And it ain't no lie— If you



(Repeat to fade on fine)



put me to— the test, if you let me try— Take a chance on me— Take a



chance on me— We can go dan - cing— We can go walk - ing As



long as we're to - ge - ther— Lis - ten to some mu - sic May - be just talk - ing—



Get to know you bet - ter— 'cause you know I've got So much that I want to do

F Amin

When I dream I'm a-lone with you, it's ma - gic — You wan - ted to leave me there —

F Dmin G

A - fraid of a love af - fair — But I think you know — But I

1 Dmin 2 Dmin

can't let go — If you change your mind love you so —

G C

Rap 16 bars

Ba - ba da - ba - ba

D.S. chorus to fade

Verse 2:

Oh you can take your time baby
 I'm in no hurry
 I know I'm gonna get you
 You don't want to hurt me
 Baby don't worry
 I ain't gonna let you
 Let me tell you now
 My love is strong enough
 To last while things are rough
 It's magic
 You say that I waste my time
 But I can't get you off my mind
 No I can't let you go
 'Cause I love you so